

Introducing!

# AnatotempSC<sup>®</sup>

Anatomic Dental Implant Healing Abutment and Scan Body

Three dots on the buccal!



Save Over \$200  
on a Starter Kit!

The Anatotemp anatomic healing abutment has become a staple in providing an off-the-shelf solution for creating ideal gingival emergence profile. We now introduce AnatotempSC, the second generation Anatotemp that is both an anatomic healing abutment and a digital impression body. The digital dental implant workflow has become even easier saving four steps and one appointment by utilizing the AnatotempSC. With the AnatotempSC there is no need to remove the healing abutment and place an impression post or scan body. AnatotempSC does it all! AnatotempSC works with many major dental implant systems.

## Six Anatomic Shapes



## Anti-Rotational Connections



The off-the-shelf solution for  
creating ideal emergence profile!

Easy Online Ordering @ [www.anatotemp.com](http://www.anatotemp.com)  
Phone: 330-609-0386









# Anatotemp SC® - Product Selector

Anatotemp<sup>SC</sup> comes in six anatomical shapes and numerous anti-rotational connections utilizing multiple standard platform sizes. The matrices below organize Anatotemp<sup>SC</sup> product numbers by the Anatotemp<sup>SC</sup> shape/tooth being replaced and the anti-rotational connection platform size. These matrices make ordering online simple and fast.

## INTERNAL HEXAGON CONNECTION









ANATOTEMP SC SHAPE						
	Mandibular Molar	Maxillary Molar	Maxillary/Mandibular Premolar Mandibular Canine	Maxillary Canine	Maxillary Lateral/Mandibular Incisor	Maxillary Central
Platform Size						
3.5mmD			1035-04SC	1035-03SC	1035-02SC	1035-01SC
4.5mmD	1045-06SC	1045-05SC	1045-04SC	1045-03SC		1045-01SC
5.7mmD	1057-06SC	1057-05SC				

Compatible with: Implant Direct LLC – Legacy™ System  
Zimmer/BioHorizon Internal Hexagon type connection.

## INTERNAL CONICAL HEXAGON CONNECTION









ANATOTEMP SC SHAPE						
	Mandibular Molar	Maxillary Molar	Maxillary/Mandibular Premolar Mandibular Canine	Maxillary Canine	Maxillary Lateral/Mandibular Incisor	Maxillary Central
Platform Size						
3.0mmD   NP			1530-04SC	1530-03SC	1530-02SC	1530-01SC
3.4mmD   RP	1534-06SC	1534-05SC	1534-04SC	1534-03SC		1534-01SC
WP	1544-06SC	1544-05SC				

Compatible with: Implant Direct LLC – InterActive™ System  
Nobel Active Internal Conical Hexagon type connection.

## INTERNAL 4SIDE CONNECTION



ANATOTEMP SC SHAPE							
		Mandibular Molar	Maxillary Molar	Maxillary/Mandibular Premolar Mandibular Canine	Maxillary Canine	Maxillary Lateral/Mandibular Incisor	Maxillary Central
Platform Size	Implant Diameter						
RP	4.1mmD			4041-04SC	4041-03SC	4041-02SC	4041-01SC
RP	4.8mmD	4048-06SC	4048-05SC	4041-04SC	4041-03SC		4041-01SC
RP	5.6mmD	4048-06SC	4048-05SC				

Compatible with: Blue Sky Bio LLC - Quattro  
Straumann Bone Level Crossfit type connection. (RC)